

BMW 1 Series
5-door

www.bmw.com



The Ultimate
Driving Machine



THE NEW BMW 1 SERIES. 5-DOOR.

BMW EFFICIENTDYNAMICS.
LESS CONSUMPTION. MORE DRIVING PLEASURE.



BMW stands for sheer driving pleasure. And best of all – it stands for your own individual form of driving pleasure. Discover countless personal stories at www.bmw.com/BMWstories

GET MORE FROM YOUR BROCHURE.

Films, image galleries and much more – discover exciting digital content on every page with a QR code.



Download a QR reader compatible with your operating system. Next, start your QR reader and hold your smartphone or tablet approx. 20 cm above the QR code.



You can also take a completely digital tour of the BMW 1 Series: Simply download the BMW catalogues app for your device and select the relevant model.

Internet use, depending on your mobile contract, may incur costs.



**THE NEW BMW 1 SERIES.
LIFE IS BETTER SHARED FOR REAL.**

THE MODEL SHOWN.

- 04 BMW 1 SERIES 5-door
BMW 125i WITH M SPORT PACKAGE:**
BMW TwinPower Turbo 4-cylinder petrol engine, 160 kW (218 hp), 18" M light alloy wheels Double-spoke style 461 M in Ferric Grey with mixed tyres, Alpine White exterior paint finish, seats in Hexagon cloth/Alcantara upholstery, interior trim finishers in Aluminium Hexagon with highlight trim finishers in high-gloss Black.

For further information about fuel consumption and CO₂ emissions see pages 48149 or consult your BMW partner.

powered by 

INNOVATION AND TECHNOLOGY.

- 18 BMW TWIN POWER TURBO ENGINES:**
At the heart of BMW EfficientDynamics.
- 20 BMW EFFICIENT DYNAMICS:**
Maximum driving pleasure, minimum fuel consumption.
- 22 BMW CONNECTED DRIVE:**
Services & apps and driver assistance systems.
- 24 CHASSIS:**
Innovative systems for more driving pleasure.
- 26 SAFETY:**
State-of-the-art technology.

INDIVIDUALITY AND CHOICE.

- 30 EQUIPMENT:** BMW lines, M Performance Automobiles, equipment highlights, wheels and tyres and Original BMW Accessories.
- 44 COLOURS:** Exterior and interior colour schemes.
- 48 TECHNICAL DATA:** Vehicle weight, engine, transmission, driving performance, fuel consumption, wheels and technical drawings.
- 50 BMW SERVICE:** BMW Service, BMW Financial Services and BMW Experience.

「
FOCUS
ON THE
」

FUN FACTOR.

Goodbye humdrum, hello life – the new BMW 1 Series.

It's all down to its athletic design, inspiring dynamism and high efficiency. Thanks to BMW ConnectedDrive, you can now share everything that brings a smile to your face with friends and family, at any time and from anywhere. That's what we call fun – that's what we call the new BMW 1 Series.



「 「
**LET THE
GOOD TIMES ROLL.**
」 」

**Personality meets spontaneity –
that's what we call pure adrenaline.**

With an added boost from BMW TwinPower Turbo technology and instantaneous responsiveness, the new BMW 1 Series covers the recommended daily serving of happiness. Go on, treat yourself to a slice of driving pleasure – every day.





「 「
**YES, IT DID JUST
WINK AT YOU.**
」 」

Not just once – but every time it sees you.

The quintessential BMW kidney grille between the flat, dynamic LED headlights (optional) is testament to the power of an athletic build – the characteristic two-part, L-shaped LED rear lights have all eyes on them as other road users trail in its wake. Seeing is believing – You're looking at the new BMW 1 Series.





「 TRIGGERS
GENUINE EUPHORIA. 」

Never a boring moment – always a live wire.

The special ingredient that transforms every trip in the new BMW 1 Series into an exhilarating experience is its unique blend of inspiring driving dynamics and fresh, self-confident design. If you want to discover how to transform motion into euphoria, just hop in – now!



「 「
**THE PLEASURE OF DESIGN -
BOTH INSIDE AND OUT.**
」 」

The new BMW 1 Series – for pleasure you can see, touch and hear.
Experience its modern design and characteristic interior surfaces. And just as unique and versatile: its individual sound. The optional BMW ConnectedDrive Online Entertainment service provides unlimited access to millions of songs, so you can always listen to music that perfectly matches your style – and that of your new BMW 1 Series.





「 「
**MORE THRILLS
PER GALLON.**
」 」

**The new BMW 1 Series is frugal where it counts –
when it comes to fuel consumption.**

Innovative BMW EfficientDynamics technologies and the optional intelligent BMW xDrive all-wheel drive system tease the maximum driving pleasure out of every trip – so you never have to compromise.



INNOVATION AND TECHNOLOGY.

BMW TWIN POWER TURBO ENGINES: At the heart of BMW EfficientDynamics.

BMW EFFICIENT DYNAMICS: Making fuel saving fun.


BMW CONNECTED DRIVE: Services & apps and driver assistance systems.

CHASSIS: Innovative systems for more driving pleasure.

SAFETY: State-of-the-art technology.

BMW TwinPower Turbo engines. At the heart of BMW EfficientDynamics.

Thanks to BMW TwinPower Turbo technology, the innovative new generation of BMW petrol and diesel engines from the BMW EfficientDynamics engine range guarantee even more thrilling power delivery and excellent responsiveness even at low engine speeds, while also keeping fuel consumption and emissions to a minimum. Increased efficiency and optimal dynamics make driving a BMW more enjoyable than ever.



BMW 116i.

- BMW TwinPower Turbo 3-cylinder petrol engine with 80 kW (109 hp) and 180 Nm of torque.
- acceleration 0–100 km/h: 10.9 s;
- top speed: 195 km/h
- combined fuel consumption: 5.0–5.4 l/100 km¹
- combined CO₂ emissions: 116–126 g/km¹

BMW 118i.

- BMW TwinPower Turbo 3-cylinder petrol engine with 100 kW (136 hp) and 220 Nm of torque
- acceleration 0–100 km/h: 8.5 [8.7] s;
- top speed: 210 [210] km/h
- combined fuel consumption: 5.0–5.4 [4.8–5.2] l/100 km¹
- combined CO₂ emissions: 116–126 [112–122] g/km¹

BMW 120i.

- BMW TwinPower Turbo 4-cylinder petrol engine with 130 kW (177 hp) and 250 Nm of torque
- acceleration 0–100 km/h: 7.4 [7.2] s;
- top speed: 225 [222] km/h
- combined fuel consumption: 5.7–6.0 [5.6–5.9] l/100 km¹
- combined CO₂ emissions: 132–139 [129–137] g/km¹

BMW 125i.

- BMW TwinPower Turbo 4-cylinder petrol engine with 160 kW (218 hp) and 310 Nm of torque
- acceleration 0–100 km/h: 6.4 [6.2] s;
- top speed: 245 [243] km/h
- combined fuel consumption: 6.6–6.7 [6.3–6.5] l/100 km¹
- combined CO₂ emissions: 154–157 [148–151] g/km¹

BMW 114d.*

- BMW TwinPower Turbo 4-cylinder diesel engine with 70 kW (95 hp) and 235 Nm of torque
- acceleration 0–100 km/h: 12.2 s;
- top speed: 185 km/h
- combined fuel consumption: 4.1–4.3 l/100 km¹
- combined CO₂ emissions: 109–112 g/km¹

BMW 116d EfficientDynamics Edition.

- BMW TwinPower Turbo 3-cylinder diesel engine with 85 kW (116 hp) and 270 Nm of torque
- acceleration 0–100 km/h: 10.4 s;
- top speed: 195 km/h
- combined fuel consumption: 3.4–3.8 l/100 km¹
- combined CO₂ emissions: 89–101 g/km¹

BMW 120d/120d xDrive.

- BMW TwinPower Turbo 4-cylinder diesel engine with 140 kW (190 hp) and 400 Nm of torque
- acceleration 0–100 km/h: 7.1 [7.0] s (xDrive: [6.8] s);
- top speed: 228 [228] km/h (xDrive: [222] km/h)
- combined fuel consumption: 4.1–4.5 [3.9–4.3] l/100 km¹ (xDrive: [4.3–4.7] l/100 km¹)
- combined CO₂ emissions: 108–118 [103–114] g/km¹ (xDrive: [113–124] g/km¹)

BMW 116d.


- BMW TwinPower Turbo 3-cylinder diesel engine with 85 kW (116 hp) and 270 Nm of torque
- acceleration 0–100 km/h: 10.3 [10.3] s;
- top speed: 200 [200] km/h
- combined fuel consumption: 3.7–4.1 [3.6–4.1] l/100 km¹
- combined CO₂ emissions: 97–107 [96–107] g/km¹

BMW 118d/118d xDrive.

- BMW TwinPower Turbo 4-cylinder diesel engine with 110 kW (150 hp) and 320 Nm of torque
- acceleration 0–100 km/h: 8.3 [8.1] s (xDrive: 8.4 s);
- top speed: 212 km/h (xDrive: 210 km/h)
- combined fuel consumption: 4.0–4.3 [3.8–4.2] l/100 km¹ (xDrive: 4.3–4.7 l/100 km¹)
- combined CO₂ emissions: 104–114 [99–110] g/km¹ (xDrive: 113–123 g/km¹)

BMW 125d.

- BMW TwinPower Turbo 4-cylinder diesel engine with 165 kW (224 hp) and 450 Nm of torque
- acceleration 0–100 km/h: [6.3] s;
- top speed: [240] km/h
- combined fuel consumption: [4.3–4.6] l/100 km¹
- combined CO₂ emissions: [114–121] g/km¹



BMW M135i/BMW M135i xDrive.

- M Performance TwinPower Turbo 6-cylinder petrol engine with 240 kW (326 hp) and 450 Nm of torque
- acceleration 0–100 km/h: 5.1 [4.9] s (xDrive: [4.7] s);
- top speed: 250² [250²] km/h (xDrive: [250²] km/h)
- combined fuel consumption: 8.0 [7.5] l/100 km¹ (xDrive: [7.8] l/100 km¹)
- combined CO₂ emissions: 188 [175] g/km¹ (xDrive: [182] g/km¹)

powered by 


BMW EFFICIENTDYNAMICS.
LESS EMISSIONS. MORE DRIVING PLEASURE.

* Provisional figures (figures awaiting official confirming based on the ECE driving cycle).
¹ Fuel consumption and CO₂ emissions are affected by the selected wheel and tyre sizes. For more information, please see pages 48/49 or consult your BMW partner.
² Electronically limited.

The figures for output, fuel consumption and CO₂ emissions refer to vehicles with standard transmission. Values in [] refer to vehicles with Steptronic transmission.

BMW EfficientDynamics Less emissions. More driving pleasure.

Whether the goal is maximum performance or minimum fuel consumption – for us, the focus is always on delivering quintessential BMW driving pleasure. BMW EfficientDynamics is the strategy developed by BMW to minimise fuel consumption and CO₂ emissions while simultaneously increasing dynamics and driving pleasure. It's a comprehensive technology package that encompasses the drivetrain, energy management and the vehicle concept – and is standard in every BMW.



DYNAMIC AND EFFICIENT: THE 8-SPEED STEPTRONIC TRANSMISSION.

The optional **8-speed Steptronic transmission**¹ ensures smoother gear shifts and greater driving comfort, thanks to fast engine speed transitions and shorter shift times. It unites the ultimate in comfort with impressive dynamics and increased fuel-efficiency.

THE BMW 116d EFFICIENT DYNAMICS EDITION.

The BMW 116d EfficientDynamics Edition with the BMW TwinPower Turbo 1.5 litre 3-cylinder diesel engine is in a class of its own when it comes to fuel economy and efficiency. The engine delivers 85 kW (116 hp) at 4,000 rpm and generates a maximum torque of 270 Nm between 1,750 and 2,250 rpm. This enables the BMW 116d EfficientDynamics Edition to accelerate from 0 to 100 km/h in just 10.4 seconds. Its combined fuel consumption of just 3.4–3.8 litres per 100 km and Edition to accelerate from 0 to 100 km/h in just 10.4 seconds. Its combined fuel consumption of 3.4–3.8 litres per 100 km and low CO₂ emissions of only 89 to 101 g/km are a powerful testimony to the outstanding efficiency of its engine. Even at low engine speeds, the BMW TwinPower Turbo 1.5 litre 3-cylinder diesel engine is highly responsive to the driver's acceleration demands and is characterised by incredibly smooth performance.



DRIVE.

The **BMW TwinPower Turbo petrol engines** feature remarkably agile power delivery and excellent responsiveness, even at low engine speeds. At the same time they are more efficient, less emissions and a better performance than their predecessors.

The latest generation of **BMW TwinPower Turbo diesel engines** are characterised by outstanding responsiveness and agile power delivery at all engine speeds. They are also breathtakingly dynamic and fuel-efficient with low emissions.

OVERALL CONCEPT.

For BMW, intelligent lightweight construction means using the right material for the right parts of the vehicle. The most suitable material is selected for every single component. This philosophy, also known as **BMW EfficientLightweight**, is now integral to BMW EfficientDynamics and is applied to every BMW as standard.

ENERGY MANAGEMENT.

The standard **ECO PRO mode** helps drivers reduce their fuel consumption by up to 20 percent², depending on their driving style. Another five percent can be saved by using the coasting function³ (only with the 8-speed Steptronic), Route-ahead assistant (only with Navigation Professional) or ECO PRO route (only with Navigation Professional or Business).

Electric power steering delivers a precise steering response at all speeds. Since the system's electric motor only consumes energy when steering support is actually necessary, in contrast to conventional systems that rely on a hydraulic pump, it also reduces fuel consumption.

With **Brake Energy Regeneration**, the alternator generates electricity primarily when the driver brakes or takes their foot off the accelerator. Previously unused kinetic energy is thereby transformed into electrical energy and fed into the battery.

¹ Standard with 120d xDrive and 125d. M135i xDrive standard with 8-speed Steptronic Sport transmission.

² According to an internal BMW fuel consumption study, depending on individual driving style.

³ Not available for 120i.

BMW ConnectedDrive So connected, you're free.

Our world is becoming more closely connected every day. And for BMW drivers it goes without saying that they can request information, communicate via telephone or email and always be up to date – all while they're on the go. The BMW ConnectedDrive¹ concept encompasses all the services and innovative technologies that link BMW vehicles and their passengers to the outside world and surrounding traffic.



The **BMW ConnectedDrive Services**^{*1} option provides the driver with a wide range of information, entertainment and service features on the road.

It also includes BMW Online, which enables you to access current, localised information such as weather, news and an online search powered by Google™, as well as various office functions. You can also combine individual services and features such as webcams, fuel price info, parking information, travel and hotel guides in the "Applications" menu.

The secure and comfortable use of selected smartphone applications is also included for an unlimited period of time. The ConnectedDrive Services option also includes access to the **BMW ConnectedDrive Store**, in which services and apps can be booked, extended and selected according to individual needs, at any time and from any place. The ConnectedDrive Services option also offers much more to make each journey in a BMW into a real experience.

BMW ConnectedDrive encompasses a wide range of intelligent services and assistance systems, allowing everybody to choose just what they need. The **BMW ConnectedDrive Services & Apps** provide greater flexibility by networking the driver, car and the outside world. The **BMW ConnectedDrive driver assistance systems** make every drive in a BMW both safer and more convenient. Intelligent systems make the driver's job easier and minimise the risk of accidents.



With the optional **Online Entertainment**² package, a flat-rate account can be opened with any BMW music partner, for example with Napster, which can also be used with any other device supported by the provider. That means unlimited access to millions of songs.



The **Driving Assistant**³ combines the Lane Departure Warning, Approach control warning and Attentiveness assistant systems. When travelling at speeds between 10 and 60 km/h, the approach control and Person warning with light city braking function issues a warning if there is a risk of collision with vehicles or pedestrians and brakes the vehicle in the event of an emergency. At speeds above approx. 70 km/h, the Lane Departure Warning draws the driver's attention to an unintentional lane change by means of slight vibrations in the steering wheel.



The **navigation system Professional**⁴, including splitscreen function, 8.8" LCD colour display and radio Professional with DVD player, features three-dimensional map presentation and 20 GB of memory. The system can be operated intuitively via the iDrive Touch Controller.

^{*} May not be available in all countries. Please consult your BMW partner.

¹ For further information on BMW ConnectedDrive, please visit www.bmw-connecteddrive.com

² This feature is only available in conjunction with ConnectedDrive Services and the navigation system Professional.


³ This function may be limited in darkness and fog.

⁴ As part of BMW ConnectedDrive, the system automatically updates the maps in selected European countries up to four times per year for three years without any licence charge.

Chassis.

A solid foundation for superior driving dynamics.

The new BMW 1 Series features a wide range of innovative technologies to make sure you enjoy every drive to the fullest. Many of these systems are intelligently interconnected and it's this level of integration that delivers the best possible safety, together with maximum driving pleasure – on every road, every bend and at every second.



BMW xDRIVE.

The intelligent BMW xDrive all-wheel drive system adapts perfectly to even the most challenging road surface conditions, ensuring optimal traction at all times. xDrive and Dynamic Stability Control (DSC) ensure that the BMW remains perfectly stable. Controlled via the DSC sensor, xDrive flexibly and quickly distributes drive power between the axles in order to prevent oversteer or understeer from developing, thereby ensuring outstanding directional stability. When faced with difficult road conditions, DSC doesn't need to intervene as much. BMW xDrive combines all the advantages of an all-wheel drive system – traction, directional stability and driving safety – with classic BMW agility for even more driving pleasure.



The standard **Driving Experience Control** lets the driver choose between the standard COMFORT mode, the more efficient ECO PRO mode, and the SPORT and SPORT+¹ modes, for an even more dynamic drive. ECO PRO mode adjusts the characteristics of the optional, 8-speed Steptronic transmission² (if present) and the heating/air conditioning settings to make the drive as fuel-efficient as possible.

The **Adaptive suspension** (optional) is set ten millimetres lower, further increasing the vehicle's full dynamic potential. The driver can adjust the suspension settings via the Driving Experience Control to enable whichever driving style is most appealing at the time – from comfortable to extremely athletic. Whichever setting is chosen, the Adaptive suspension's electrically controlled dampers calibrate to suit the road conditions within fractions of a second. The system also uses numerous sensors that measure wheel vibrations, as well as vehicle speed, in order to achieve optimal damping and vehicle safety.

An ideal **axle load distribution of 50 : 50** helps ensure perfect balance between the front and rear axles, guaranteeing great directional stability, agile handling and a precise steering response. Other typical BMW construction characteristics such as the short overhangs, long wheelbase and a low centre of gravity promote directional stability and suspension comfort in addition to the overall sense of dynamism.

The optionally available **variable sport steering** with Servotronic creates a direct and agile steering response and ensures less physical effort is required to turn the wheel. It reacts to the angle of the steering wheel by varying the steering ratio. This improves handling when using a sporty driving style as well as comfort when parking or turning.

The optional **8-speed Steptronic transmission²** sets a new benchmark in terms of comfort, dynamic performance and efficiency and is a key element of BMW EfficientDynamics. The unusually fine increments between gears facilitate optimum power delivery at all speeds. This reduces fuel consumption significantly, while allowing the driver to enjoy increased sportiness and dynamic performance. The engine speed is reduced, particularly at high speeds, which in turn reduces both fuel consumption and engine noise. The converter clutch also helps – even if the car is in manual mode. The fast engine speed transitions and precise transmission tuning guarantee incredibly smooth gear shifts.

¹ Only in conjunction with the Sport Line, M Sport package, Adaptive suspension, variable sport steering and Steptronic Sport transmission.

² Standard for 120d xDrive and 125d. M135i xDrive standard with 8-speed Steptronic sport transmission.

Safety. Unparalleled safety with the latest BMW technology.

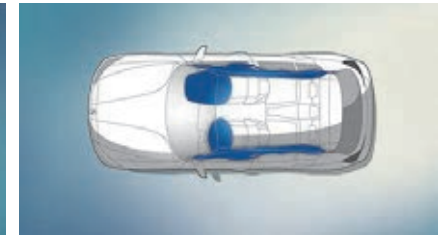
The new BMW 1 Series is equipped with cutting-edge technologies for every eventuality. Superb handling and innovative equipment come as standard. BMW drivers benefit from the very latest technologies that provide optimal support at all times. So you'll feel safe and protected, no matter where your journey takes you.




Functionally versatile. Uniquely safe. The new BMW 1 Series offers a broad spectrum of state-of-the-art safety systems. The standard intelligent emergency call is a reliable companion on every trip. In the event of an accident, it ensures speedy assistance as a specially trained employee at the BMW call centre establishes a connection with the nearest rescue coordination centre – without the need for a private mobile phone. It transmits information regarding the vehicle's current location and the severity of the accident. The intelligent emergency call can also be triggered manually in case other road users require help, for example.



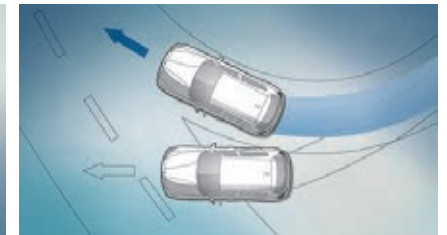
■ The functional structure of the **passenger cell** is composed of a specialised system of beams and nodal connections, featuring intelligent materials that deliver maximum passive safety in the event of a front, side or rear collision.



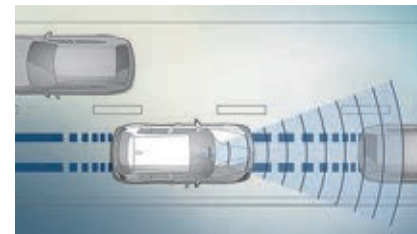
■ **Airbags** for the driver and front passenger are an integral part of the optimally coordinated safety components in a BMW. Overall, six airbags provide targeted protection: the driver and front passenger airbags, the head airbags for the entire window surface on the side, and the side airbags integrated into the front seat backrests.



□ **Runflat tyres** (optional) feature reinforced side walls so they don't loosen from the rim if the air pressure drops, making it possible to continue driving to the nearest garage.



■ **Dynamic Stability Control (DSC)** recognises any risk of skidding and stabilises the vehicle. Its extended functionality includes Cornering Brake Control (CBC), the hill-start and braking assistant, brake drying and braking readiness.



□ The optional **Approach control warning¹** with light city braking function (part of the Driving Assistant package) actively supports the driver in preventing rear-end collisions or limiting their severity. Active at speeds of up to 60 km/h, it preconditions the brakes for faster responsiveness. In an emergency, the system initiates braking to significantly reduce the collision speed.



□ The optional **Adaptive LED Headlights** with full LED technology include integrated turn indicators, low-beam headlights, high-beam headlights, as well as daytime running lights for safety and optimal illumination of the road. The High-beam assistant and Adaptive headlights with variable light control, including cornering lights, significantly enhance visibility at night.

¹ This system may have limited functionality in darkness and fog.




INDIVIDUALITY AND CHOICE.

EQUIPMENT: BMW lines, M Performance Automobiles, equipment highlights, wheels and tyres and Original BMW Accessories.

COLOURS: Exterior and interior colour schemes.

TECHNICAL DATA: Vehicle weight, engine, transmission, driving performance, fuel consumption, wheels and technical drawings.

BMW SERVICE: BMW Service, BMW Financial Services and BMW Experience.



BASIC.

■ Standard equipment □ Optional equipment



[01 | 04] The new BMW 1 Series with the optional Mineral White metallic paint finish.

[03] The rain sensor including automatic headlight activation automatically switches on the windscreen wipers and the low-beam headlights.

[02] The arrangement of the controls in the cockpit and its overall design are characteristic of the BMW focus on driver-oriented design.

[05] The interior with standard seats in the optional cloth/leather combination "Path" in Silver/Black is a classic example of driver-oriented BMW design.

[06] 16" light alloy wheels Star-spoke style style 654, 7 J x 16 with 205/55 R 16 tyres.

URBAN LINE.



Interior equipment features:

- door sill finishers in aluminium with BMW designation
- seats in cloth/leather combination 'Path' Silver/Black
- seats in leather 'Dakota' Oyster, other upholstery options are available
- Sport leather steering wheel
- car key with Pearl Chrome detailing
- interior trim finishers in white acrylic glass with structural embossing and Oxide Silver matt highlight
- interior trim finishers in fine-wood trim 'Fineline' Stream with Oxide Silver matt highlight; other interior trim finisher options are available
- orange or blue variable Ambient light
- B-pillar illumination
- lights package

Exterior equipment features:

- BMW kidney grille with nine exclusively designed slats in Oxide Silver matt and kidney grille frame in Chrome high-gloss
- front bumper with characteristic design elements in Oxide Silver matt and Black high-gloss
- 16" light alloy wheels V-spoke style 411
- 17" light alloy wheels V-spoke style 412 in Bicolour, other wheels are available
- Urban Line designation on the side of the vehicle
- rear bumper with characteristic design elements in Oxide Silver matt
- tailpipe trim in Chrome matt

01 □



[01] The new BMW 118d Urban Line in optional Sparkling Brown metallic paint finish with the standard 16" light alloy wheels V-spoke style 411.

[02] The multifunction buttons on the steering wheel can be used to operate the telephone, voice control and audio functions, as well as the manual speed limiter.

[03] Passengers are comfortably accommodated on elegant seats in cloth/leather combination with a 'Path' Silver or Pearl Grey design.

[04] 16" light alloy wheels V-spoke style 411, 7 J x 16 with 205/55 R 16 tyres.

[05] 17" light alloy wheels V-spoke style 412, bicolour Silver gloss-lathed, 7.5 J x 17 with 225/45 R 17 tyres.

THE SPORT LINE.

■ Standard equipment □ Optional equipment

Interior equipment features:

- door sill finishers in aluminium with BMW designation
- sport seats in cloth 'Corner' Anthracite with Red highlights
- sport seats in leather 'Dakota'
- Sport leather steering wheel with red contrast stitching
- car key with Red detailing
- instrument cluster with chronoscapes and red highlights
- interior trim finishers in Black high-gloss with Coral Red matt highlight; other interior trim finisher options are available
- orange or white variable Ambient light
- Driving Experience Control with the additional SPORT+ mode
- lights package

Exterior equipment features:

- BMW kidney grille with nine exclusively designed slats with Black high-gloss fronts, kidney grille frame in Chrome high-gloss
- front bumper with characteristic design elements in Black high-gloss
- 16" light alloy wheels Star-spoke style 376
- 17" light alloy wheels Star-spoke style 379 in Bicolour, other wheels are available
- Sport Line designation on the side of the vehicle
- exterior mirror caps in Black, or in body colour
- rear bumper with characteristic design elements in Black high-gloss
- Black, chrome-plated tailpipe trim

01 □



[01] The new BMW 120d xDrive Series Sport Line in a non-metallic Crimson Red paint finish with optional 17" light alloy wheels Star-spoke style 379.

[02] Interior trim finishers in Black high-gloss with highlight trim finishers Coral Red matt lend the car a dynamic ambience (shown here with further optional equipment).

[03] The driver and front passenger are provided with optimum support on sport seats upholstered in cloth 'Corner' Anthracite with red highlights.

[04] 17" light alloy wheels Star-spoke style 379, bicolour Orbit Grey/gloss-lathed, 7.5 J x 17 with 225/45 R 17 tyres.

[05] 16" light alloy wheels Star-spoke style 376, 7 J x 16 with 205/55 R 16 tyres.

M SPORT PACKAGE.

powered by 

■ Standard equipment □ Optional equipment

Interior equipment features:

- M door sill finishers, M driver footrest, M leather steering wheel
- sport seats for driver and front passenger in cloth/Alcantara combination 'Hexagon', Anthracite in exclusive M style
- sport seats for driver and front passenger in leather 'Dakota'
- BMW Individual headliner in Anthracite
- instrument cluster with chronoscales and red accents
- interior trim finishers Aluminium Hexagon with accents in Blue matt or Black high-gloss
- shortened gear lever with M logo
- Driving Experience Control with the additional SPORT+ mode
- orange or white variable Ambient light
- car key with Estoril Blue detailing

Exterior equipment features:

- M Aerodynamics package with front apron, side skirts and rear apron with Dark Shadow metallic diffuser insert
- BMW kidney grille with nine exclusively designed slats with Black high-gloss fronts, kidney grille frame in Chrome high-gloss
- 17" M light alloy wheels Double-spoke style 383 M with mixed tyres
- 18" M light alloy wheels Double-spoke style 461 M in Silver or Ferric Grey metallic with mixed tyres
- M Sport suspension, alternatively standard suspension or Adaptive M suspension
- BMW Individual high-gloss Shadow Line
- M logo on the sides
- tailpipe trim in Chrome high-gloss
- exclusive paint finish in Estoril Blue metallic; other paint finishes are available
- M Sport brakes

03 ■



01 □



[01] 18" M light alloy wheels Double-spoke style 461 M with mixed tyres, front 7.5 J x 18 with 225/40 R 18 tyres, rear 8 J x 18 with 245/35 R 18 tyres.

02 ■



[02] 17" M light alloy wheels Star-spoke style 383 M, front 7.5 J x 17 with 225/45 R 17 tyres, rear 8 J x 17 with 245/40 R 17 tyres.

04 ■



05 ■



[03] The new BMW 1 Series M Sport package in standard Alpine White paint finish with optional 18" light alloy wheels Double-spoke style 461 M with mixed tyres.

[04] The M footrest, made of brushed stainless steel, features a stamped M logo in the rubber pad that adds a dynamic touch to the footwell.

06 ■



[05] The M Sport package features sport seats in cloth/Alcantara combination 'Hexagon' Anthracite with Royal Blue contrast stitching and the exclusive M style. These seats offer the driver and front passenger optimal support.

[06] Interior trim finishers in Aluminium 'Hexagon' with highlight trim finishers Black high-gloss exquisitely highlight the vehicle's dynamic performance.


THE NEW BMW M135i/M135i xDrive. M GENE INCLUDED.

The BMW M135i is synonymous with pure driving pleasure and exceptional driving dynamics. Its high-revving M Performance TwinPower Turbo 6-cylinder inline petrol engine with a 3.0-litre capacity generates 240 kW (326 hp) at 5,800 – 6,000 rpm and accelerates the car from 0 to 100 km/h in just 5.1 seconds (4.9 seconds with the optional 8-speed Steptronic Sport transmission; M135i xDrive: 4.7 seconds with standard 8-speed Steptronic Sport transmission). What's more, it produces an incredibly satisfying engine sound, as well as tremendous thrust whenever it's needed thanks to 450 Nm of torque. The chassis sits 10 millimetres lower and has firmer, more athletic damper characteristics that are unique to the M models and which transfer the full force of the engine safely to the road. The M Sport brake with blue brake callipers and the M logo ensures maximum braking power, even when the BMW is pushed to its limits. The standard, superbly responsive variable sport steering with M-specific characteristics gives the driver precise feedback for safe handling. The M Aerodynamics package with specific air inlets at the front, exclusive 18" M light alloy wheels with performance tyres and two tailpipes round off the exterior equipment features. In the interior, M door sill finishers, M sport seats, an M leather steering wheel, and M-specific instruments¹ all demonstrate the car's dynamic pedigree.

powered by 



18" M light alloy wheels Double-spoke style 436 M with mixed tyres, front 7.5 J x 18 with 225/40 R 18 tyres, rear 8 J x 18 with 245/35 R 18 tyres.




Logo. Robust "M135i" lettering for the top model in the BMW 1 Series.

¹ Only in conjunction with the instrument cluster with extended features.

Fuel consumption and CO₂ emissions are affected by the selected wheel and tyre sizes. For more information, please see pages 48/49 or consult your BMW partner. The figures for output, fuel consumption and CO₂ emissions refer to vehicles with standard transmission.

EQUIPMENT HIGHLIGHTS.

■ Standard equipment □ Optional equipment



[01] The light generated by the LED fog¹ lights is very similar to daylight and enables the driver to see better and drive more safely in inclement weather.

[02] The flat halogen double round headlights with LED daytime running lights accentuate the front's athletic look.

[03] The two-part rear lights, including rear fog lights, are based on LED technology and are equipped with a dynamic brake light function.

[04] The rain sensor including automatic headlight activation automatically switches on the windscreen wipers and the low-beam headlights when needed.

[05] Adaptive LED headlights including low-beam and high-beam headlights, LED turn indicators, LED fog lights and High-beam assistant.

[06] The Chrome Line² Exterior with details in high-gloss Chrome gives the vehicle a particularly sophisticated look.

[07] BMW Individual high-gloss Shadow Line³ includes external equipment features in high-gloss Black.

[08] The electric glass roof allows airflow to be regulated, creating a pleasant in-car climate. The integrated wind deflector guarantees a high level of acoustic comfort.



[09] The Lights package features numerous LED lights both inside and outside the car for increased convenience and a premium look.

[10] The automatic air conditioning with 1-zone control including micro-filter ensures a pleasant temperature in the vehicle.

[11] The sport seats⁴ for driver and front passenger feature optimum support and various adjustment options, including backrest width.

[12] The automatic air conditioning with 2-zone control includes Automatic Air Recirculation (AAR) with an active carbon filter, as well as fogging and solar sensors.

[13] The through-loading system has rear seat backrests that can be divided in a 40:20:40 ratio, guaranteeing flexibility when transporting people and objects.

[14] Leather steering wheel, 375 mm in diameter, three spokes, steering wheel rim, gear lever and handbrake lever in leather (shown here with optional multifunction buttons).

[15] The 8-speed automatic Steptronic sport transmission⁴ allows for both comfortable coasting and a dynamic driving style.

[16] The black Sport leather steering wheel⁵ with a thick rim and contoured thumb rests has an exceptionally pleasant, high-grip feel (shown here with optional multifunction buttons).

[17] M leather steering wheel⁶ including multifunction buttons, 373 mm in diameter, steering wheel rim in leather 'Walknappa' Black, contoured thumb rests.

¹ Only available in conjunction with Adaptive LED headlights.

² Standard with the 125i and 125d.

³ Standard with the M135i and M135i xDrive.

⁴ Standard with the M135i xDrive.

⁵ Standard with the M135i xDrive.

EQUIPMENT HIGHLIGHTS.

■ Standard equipment □ Optional equipment



[01] Front and rear Park Distance Control (PDC) makes parking and manoeuvring in tight spaces much easier.

[04] The rear view camera shows the area behind the car on the Control Display. Interactive guidelines and obstacle markings help the driver when reversing.

[02] The low-set Adaptive suspension with variable damper control allows the driver to choose between comfortable or dynamic suspension settings.

[05] Interior and exterior mirrors with automatic anti-dazzle function, including electric fold-in function for the exterior mirrors and automatic parking function for the front passenger exterior mirror.

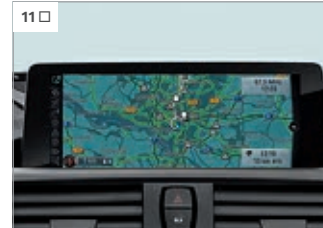
[03] The sun protection glazing for the rear window and rear side windows (tinted) reduces the degree to which the interior heats up.

[06] The Parking assistant makes parking parallel and perpendicular to the road easier. It does the steering while the driver remains in control of the accelerator, brake and gears.

[07] The Driving Assistant draws the driver's attention to an unintentional lane change or possible collision.

[08] Active cruise control with Stop&Go function* maintains a preselected speed, as well as the distance to the vehicle ahead.



[09] The comfort access system allows passengers to enter the car via the front doors and open the tailgate without active use of the key.



[10] Navigation system Professional* including splitscreen function and radio Professional with DVD player.

[11] Real Time Traffic Information (RTTI)* delivers traffic information about motorways, main roads and country roads, as well as numerous urban routes, practically in real-time.

[12] Navigation system Business with iDrive Controller and a built-in 6.5" LCD colour display, including radio Professional with CD player.



[13] The iDrive Touch Controller (part of the BMW navigation system Professional): intuitive control via the iDrive Controller touchpad.

[14] The HiFi loudspeaker system Harman Kardon with external 360 watt amplifier in the luggage compartment consists of ten speakers including two central subwoofers.

[15] Speed Limit Info* incl. no-overtaking indicator provides information on speed limits as well as no-overtaking zones.

[16] The instrument cluster with extended features includes an Info Display for the presentation of navigation instructions and other messages.

[17] Radio BMW Professional includes features such as a built-in 6.5" LCD colour display, iDrive Controller, MP3-compatible CD player and six loudspeakers.

[18] Convenience telephony with extended smartphone connectivity enables mobile phones to be connected with the car and hands-free facility via Bluetooth*.

* May not be available in all countries. Please consult your BMW partner.

¹ Only available for the 118i, 120i, 125i, 116d, 118d, 120d, 120d xDrive and 125d.

² As part of BMW ConnectedDrive, the system automatically updates the maps in selected European countries up to four times per year for three years without any licence charge.

³ Only available in conjunction with the navigation system and the instrument cluster with extended features.

⁴ More information on Bluetooth compatibility with smartphones and other mobile devices is available at www.bmw.com/bluetooth

WHEELS AND TYRES.

■ Standard equipment □ Optional equipment ○ Accessories



[01] 16" light alloy wheels V-spoke style 378, 7 J x 16 with 205/55 R 16 tyres.

[04] 17" light alloy wheels Y-spoke style 380, 7 J x 17 with 205/50 R 17 tyres (standard with the 125i and 125d).

[07] 19" BMW M Performance wheels Double-spoke style 624 M, mixed tyres with runflat properties, front 7.5 J x 19 with 225/35 R 19 tyres, rear 8 J x 19 with 245/30 R 19 tyres.¹

[02] 17" light alloy wheels Double-spoke style 655, 7.5 J x 17 with 225/45 R 17 tyres.

[05] 18" light alloy wheels Double-spoke style 385 with mixed tyres, front 7.5 J x 18 with 225/40 R 18 tyres, rear 8 J x 18 with 245/35 R 18 tyres.


[08] 16" light alloy wheels Turbine style 406, BMW EfficientDynamics, aerodynamically optimised, Orbit Grey, gloss lathed, 7 J x 16, with 205/55 R 16 tyres.

[03] 17" light alloy wheels Turbine style 381, 7.5 J x 17 with 225/45 R 17 tyres.

[06] 16" light alloy wheels Star-spoke style 654, 7 J x 16 with 205/55 R 16 tyres.

[09] 19" light alloy wheels 361 in black with a red ring. Complete wheel set with run-flat mixed tyres, size 7.5 J x 19 (front) and 8 J x 19 (rear).¹

ORIGINAL BMW ACCESSORIES.



[01] Adjustable seat in black/blue for children aged approximately three to twelve (approximately 15–36 kg). With a variable backrest angle and air pads around the head area for optimal side-impact protection.

[03] Secure base for the Apple iPad™ 2, 3 or 4. The holder is snapped into the basic carrier and can be rotated 360° as well as tilted to the desired angle.

[02] Anti-slip, water-resistant, durable mat for protecting the luggage compartment from dirt and moisture. In black/light grey, complements the Urban Line.

[04] Perfectly fitted protection against moisture and dirt, the mats keep feet from getting wet in the front footwell. The black/light grey design perfectly complements the Urban Line.

[05] 19" Light alloy wheels 660 in Orbit Grey, gloss-lathed on the visible side. RDC complete wheel set with run-flat mixed tyres, size 7.5 J x 19 (front) and 8 J x 19 (rear).


[06] Light, stable holder for two bicycles/e-bikes (can be extended to accommodate three bicycles). Max. load 60 kg, can be folded together for a minimal storage size.

[07] The transparent display mounted on the cockpit transmits navigation and vehicle information into the driver's field of vision, thereby improving safety.


¹ These wheel designs and more can be found under Original BMW Accessories at www.bmw.com/accessories

EXTERIOR COLOURS.

■ Standard equipment □ Optional equipment



■ Non-metallic 668 Black




□ Non-metallic 300 Alpine White¹




■ Non-metallic A61 Crimson Red

M SPORT PACKAGE



□ Metallic A83 Glacier Silver²




□ Metallic B45 Estoril Blue³




□ Metallic 475 Black Sapphire²




□ Metallic C08 Platinum Silver




□ Metallic C10 Mediterranean Blue




□ Metallic B53 Sparkling Brown




□ Metallic B38 Midnight Blue



□ Metallic B44 Valencia Orange²



□ Metallic A96 Mineral White



□ Metallic B39 Mineral Grey²



THE NEW BMW 1 SERIES IN YOUR FAVOURITE COLOUR.
TAKE A DIGITAL TOUR TODAY.

¹ Standard with the M Sport package and the M135i.
² Optionally available with the M Sport package and the M135i.
³ Exclusively available with the M Sport package and the M135i.

[Colour samples] These colour samples are intended as an initial guide to the colours and materials available for your BMW. However, experience has shown that printed versions of paint, upholstery and interior trim colours cannot in all cases faithfully reproduce the appearance of the original colour. Please discuss your preferred colour choices with your BMW partner or dealership. There you can also see original samples and be assisted with special requests.

INTERIOR COLOURS.

■ Standard equipment □ Optional equipment



FABRICS

Available with	
	<ul style="list-style-type: none"> ■ Basic <p>Cloth 'Move' BDAT Anthracite¹</p>
	<ul style="list-style-type: none"> □ Basic ■ Sport Line <p>Cloth 'Corner' CCL1 Anthracite, with grey highlights</p>
	<ul style="list-style-type: none"> ■ Sport Line <p>Cloth 'Corner' CCL2 Anthracite, with red highlights²</p>

CLOTH/ LEATHER COMBINATION

Available with	
	<ul style="list-style-type: none"> □ Basic ■ Urban Line <p>Cloth/leather combination 'Path' CPH6 Silver/Black¹</p>
	<ul style="list-style-type: none"> ■ Urban Line <p>Cloth/leather combination 'Path' CPLJ Silver/Pearl Grey¹</p>
	<ul style="list-style-type: none"> ■ M Sport package <p>Cloth/Alcantara upholstery 'Hexagon' HAAT Anthracite^{2,3}</p>

LEATHER

Available with	
	<ul style="list-style-type: none"> □ Basic □ Urban Line □ Sport Line □ M Sport package <p>Leather 'Dakota' LCSW Black</p>
	<ul style="list-style-type: none"> □ Basic □ Urban Line □ Sport Line □ M Sport package <p>Leather 'Dakota' LCCX Oyster</p>
	<ul style="list-style-type: none"> □ Sport Line <p>Leather 'Dakota' LCL3 Black, red highlights</p>
	<ul style="list-style-type: none"> □ Sport Line □ M Sport package <p>Leather 'Dakota' LCL5 Coral Red, black highlights</p>

INTERIOR TRIM FINISHERS

Available with	
	<ul style="list-style-type: none"> ■ Basic <p>4CG Satin Silver matt</p>
	<ul style="list-style-type: none"> □ Basic ■ Sport Line ■ M Sport package <p>4GD high-gloss Black with highlight trim finishers Oxide Silver matt</p>
	<ul style="list-style-type: none"> ■ Sport Line <p>4LV high-gloss Black with highlight trim finishers Coral Red matt</p>
	<ul style="list-style-type: none"> ■ Urban Line <p>4GE acrylic glass Black with highlight trim finishers Oxide Silver matt</p>
	<ul style="list-style-type: none"> ■ Urban Line <p>4GF acrylic glass White with structural embossing and highlight trim finishers Oxide Silver matt⁴</p>
	<ul style="list-style-type: none"> □ Basic □ Urban Line □ Sport Line ■ M Sport package <p>4GK Aluminium, finely brushed lengthwise with highlight trim finisher Oxide Silver matt¹</p>
	<ul style="list-style-type: none"> □ Basic □ Urban Line □ Sport Line ■ M Sport package <p>4FT Aluminium, finely brushed lengthwise with highlight trim finishers Black high-gloss</p>
	<ul style="list-style-type: none"> ■ M Sport package <p>4WF Aluminium 'Hexagon' with highlight trim finishers Blue matt^{4,4}</p>
	<ul style="list-style-type: none"> ■ M Sport package <p>4WG Aluminium 'Hexagon' with highlight trim finishers Black high-gloss</p>
	<ul style="list-style-type: none"> □ Basic □ Urban Line □ Sport Line □ M Sport package <p>4LC fine-wood trim 'Fineline' Stream with highlight trim finishers Oxide Silver matt</p>

INTERIOR COLOURS

Available with	
	<ul style="list-style-type: none"> ■ Basic ■ Urban Line ■ Sport Line ■ M Sport package <p>Black</p>

Please note that even normal long or short-term use can lead to permanent upholstery damage. This can be caused in particular by non-colourfast clothing.

¹ Not available in conjunction with sport seats.

² Only available in conjunction with sport seats.

³ Standard with the M135i and M135i xDrive.

⁴ Not available in conjunction with leather 'Dakota' Coral Red with black highlights.

	116i	118i	120i	125i	M135i M135i xDrive	114d*	116d	116d EfficientDynamics Edition	118d 118d xDrive ⁷	120d 120d xDrive ⁸	125d ⁹
--	------	------	------	------	-----------------------	-------	------	--------------------------------------	----------------------------------	----------------------------------	-------------------

Weight/capacity												
Unladen weight EU ¹ BMW 1 Series 5-door	kg	1380	1380 [1395]	1380 [1395]	1430 [1450]	1505 [1525]	1395	1395 [1425]	1395	1425 [1450]	1450 [1465]	[1505]
Unladen weight EU ¹ BMW 1 Series 5-door (xDrive)	kg	--	--	--	--	[1595]	--	--	--	1500	[1530]	--
Max. permissible weight BMW 1 Series 5-door	kg	1870	1870 [1885]	1870 [1885]	1920 [1940]	1995 [2015]	1885	1885 [1915]	1885	1915 [1940]	1940 [1955]	[1995]
Max. permissible weight BMW 1 Series 5-door (xDrive)	kg	--	--	--	--	[2070]	--	--	--	1975	2005	--
Permitted load ¹ Drive	kg	565	565	565	565	565/550	565	565	565	565/550	565/550	565
Permitted trailer load, unbraked ² xDrive	kg	650	650	670	680	--	--	690	--	690/710	710/750	710
Permitted trailer load, braked, max. 12% gradient ²	kg	1200	1300	1200	1200	--	--	1500	--	1500	1500	1500
Permitted trailer load, braked, max. 8% gradient ²	kg	1200	1500	1200	1200	--	--	1500	--	1500	1500	1500
Permitted tow bar download	kg	75	75	75	75	--	75	75	75	75	75	75

Engines ^{3,4}												
Cylinders/valves		3/4	3/4	4/4	4/4	6/4	4/4	3/4	3/4	4/4	4/4	4/4
Capacity	cc	1499	1499	1598	1997	2979	1598	1496	1496	1995	1995	1995
Max. output/engine speed	(kW/rpm)	80/4500-6000	100/4500-6000	130/4800-6450	160/5000	240/5800-6000	70/4000	85/4000	85/4000	110/4000	140/4000	165/4000
	(hp/rpm)	(109/4500-6000)	(136/4500-6000)	(177/4800-6450)	(218/5000)	(326/5800-6000)	95/4000	(116/4000)	(116/4000)	(150/4000)	(190/4000)	(224/4400)
Max. torque/engine speed	Nm/rpm	180/1250	220/1250-4000	250/1500-4500	310/1350-4800	450/1300-4500	235/1500-2700	270/1750-2250	270/1750-3000	320/1500-3000	400/1750-2500	450/1500-3000
Compression ratio	:1	11.0	11.0	10.5	10.0	10.2	16.5	16.5	16.5	16.5	16.5	16.5

Transmission												
Standard transmission ratio	VII/1	4.55/2.55	4.55/2.55	4.55/2.55	3.68/2.06	4.11/2.32	4.00/2.13	4.00/2.13	4.00/2.13	4.00/2.13	4.11/2.25	5.00/3.20
	VIII/V :1	1.66/1.23	1.66/1.23	1.66/1.23	1.31/1.00	1.54/1.18	1.40/1.00	1.40/1.00	1.40/1.00	1.40/1.00	1.40/1.00	2.14/1.72
	VVI :1	1.00/0.83	1.00/0.83	1.00/0.83	0.81/0.68	1.00/0.85	0.78/0.67	0.78/0.67	0.78/0.67	0.78/0.67	0.80/0.66	1.31/1.00
	VIII/VII R :1	-/-4.14	-/-4.14	-/-4.14	-/-3.35	-/-3.73	-/-3.65	-/-3.65	-/-3.65	-/-3.65	-/-3.73	0.82/0.64/ 3.46

Performance												
Top speed ⁵ xDrive	km/h	195	210 [210]	225 [222]	245 [243]	250 ⁶ /250 ⁶	185	200 [200]	195	212/210	228/[222]	[240]
Acceleration 0-100 km/h ⁵ xDrive	s	10.9	8.5 [8.7]	7.4 [7.2]	6.4 [6.2]	5.1 [4.9]/[4.7]	12.2	10.3 [10.3]	10.4	8.3 [8.1]/8.4	7.1 [7.0]/[6.8]	[6.3]
Acceleration 80-120 km/h in 5th gear (with standard transmission)	s	14.8	10.6	8.8	7.5	5.0	15.2	11.7	12.9	9.2	7.2	--

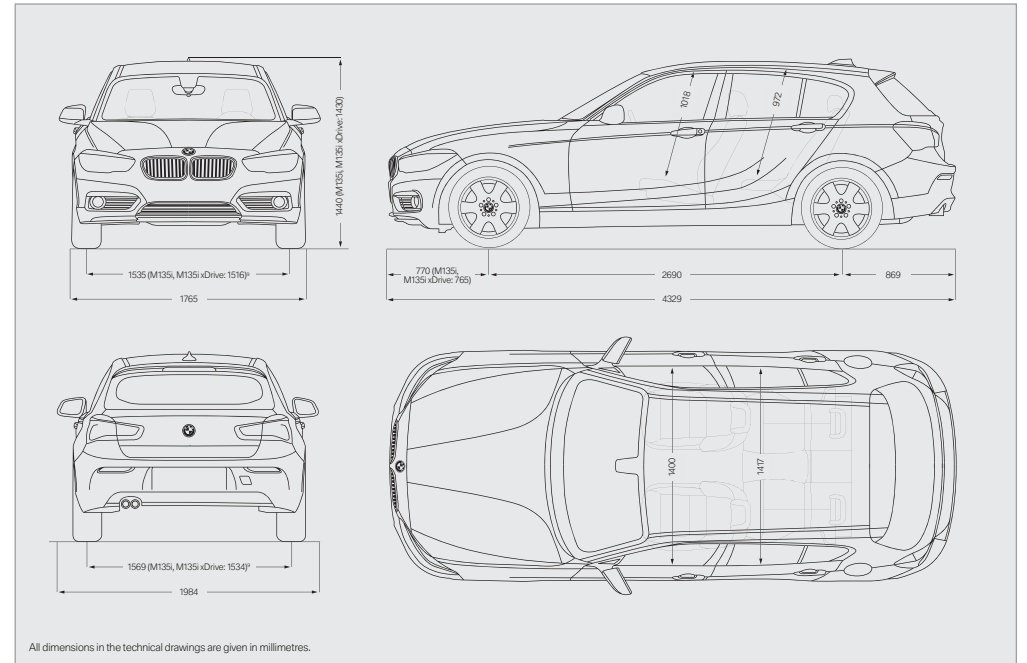
Fuel consumption ^{3,4}												
Fuel consumption urban	l/100 km	6.3-6.8	6.2-6.7 [5.9-6.4]	7.4-7.8 [7.1-7.6]	8.6-8.9 [8.5-8.7]	10.9 [10.3]	4.9-5.0	4.3-4.8 [4.1-4.6]	3.9-4.4	4.8-5.2 [4.5-4.9]	5.0-5.5 [4.6-5.1]	[5.1-5.4]
Fuel consumption urban (xDrive)	l/100 km	--	--	--	--	[10.8]	--	--	--	5.1-5.6	[5.1-5.5]	--
Fuel consumption extra-urban	l/100 km	4.2-4.6	4.3-4.7 [4.6-4.9]	4.7-4.9 [4.6-4.9]	5.4 [5.1-5.2]	6.4 [5.9]	3.7-3.8	3.3-3.7 [3.4-3.8]	3.1-3.5	3.5-3.8 [3.4-3.8]	3.6-3.9 [3.5-3.9]	[3.9-4.1]
Fuel consumption extra-urban (xDrive)	l/100 km	--	--	--	--	[6.1]	--	--	--	3.8-4.1	[3.9-4.3]	--
Fuel consumption combined	l/100 km	5.0-5.4	5.0-5.4 [4.8-5.2]	5.7-6.0 [5.6-5.9]	6.6-6.7 [6.3-6.5]	8.0 [7.5]	4.1-4.3	3.7-4.1 [3.6-4.1]	3.4-3.8	4.0-4.3 [3.8-4.2]	4.1-4.5 [3.9-4.3]	[4.3-4.6]
Fuel consumption combined (xDrive)	l/100 km	--	--	--	--	[7.8]	--	--	--	4.3-4.7	[4.3-4.7]	--
CO ₂ emissions combined	g/km	116-126	116-126 [112-122]	132-139 [129-137]	154-157 [148-151]	188 [175]	109-112	97-107 [96-107]	89-101	104-114 [99-110]	108-118 [103-114]	[114-121]
CO ₂ emissions combined (xDrive)	g/km	--	--	--	--	[182]	--	--	--	113-123	[113-124]	--
Tank capacity, approx.	l	52	52	52	52	52	52	52	52	52	52	52

	116i	118i	120i	125i	M135i M135i xDrive	114d*	116d	116d EfficientDynamics Edition	118d 118d xDrive ⁷	120d 120d xDrive ⁸	125d ⁹
--	------	------	------	------	-----------------------	-------	------	--------------------------------------	----------------------------------	----------------------------------	-------------------

Wheels ⁶												
Tyre dimensions		195/55 R 16 H	195/55 R 16 H	195/55 R 16 W	205/50 R 17 Y	225/40/245/35 R 18 Y	195/55 R 16 H	195/55 R 16 H	205/55 R 16 V	195/55 R 16 W	205/55 R 16 V	205/50 R 17 Y
Wheel dimensions		6.5 J x 16	6.5 J x 16	6.5 J x 16	7 J x 17	7.5 J/8 J x 18	6.5 J x 16	6.5 J x 16	7 J x 16	6.5 J x 16	7 J x 16	7 J x 17
Material		steel	steel	steel	light alloy	light alloy	steel	steel	steel	steel	steel	light alloy

- The figure quoted includes a 90 % full tank, 68 kg for the driver and 7 kg for luggage. Unladen weight applies to vehicles with standard equipment. Optional equipment will increase this figure.
- The actual overall trailer weight may not exceed the max. permitted trailer load plus the max. permitted tow bar download.
- BMW recommends the use of RON 95 super unleaded petrol. Unleaded fuels RON 91 and higher with a maximum ethanol content of 10 % (E10) may also be used. Output and fuel consumption figures apply to RON 98 fuel.
- The petrol engines meet the EU6 exhaust emissions standard; the diesel engine meets the EU6 exhaust emissions standard. Fuel consumption is determined in accordance with the ECE driving cycle (90/116/ EU) which consists of approximately one-third urban traffic and two-thirds extra-urban driving (based on the distance covered). CO₂ emissions are measured in addition to fuel consumption. Optional equipment may increase these figures. Fuel consumption and CO₂ emissions are affected by the selected wheel and tyre sizes. Please consult your BMW partner for more detailed information.
- Electronically limited.
- Different figures apply to the 118d xDrive. Tyre dimensions 205/55 R 16 V, wheel dimensions 7 J x 16.
- Only available with manual transmission.
- Only available with Steptronic transmission.
- Front track width of the 125i, 120d and 125d models: 1,521 mm; 118d xDrive and 120d xDrive: 1,522 mm and 116d EfficientDynamics Edition: 1,523 mm. Rear track width of the 125i, 120d, 125d, 118d xDrive and 120d xDrive models: 1,556 mm.
- Provisional figures (figures awaiting official confirming based on the ECE driving cycle).

Values in [] refer to vehicles with the Steptronic transmission.



WELL TAKEN CARE OF WITH BMW SERVICES:

When you buy a BMW, you can look forward to superb service and comprehensive customer care. For example, the **Condition Based Service** independently tracks both service fluid levels and the condition of parts subject to wear and then notifies you in the display when the vehicle requires servicing. So you only need to go to your BMW service partner when it's really necessary. When you do go, our

qualified BMW service specialists take care of your vehicle using the newest workshop technology and only **original BMW parts**. This service is available worldwide in more than 3,300 BMW service partner establishments in over 150 countries, to provide you with limitless driving pleasure.

BMW SERVICE.



BMW Service Inclusive*: The BMW Service Inclusive service packages ensure that costs for maintenance, inspection and worn parts are covered for the duration of your contract, allowing you to focus on unlimited driving pleasure. This service is available worldwide from all participating BMW service partners. For more information please visit www.bmw.com/serviceinclusive

BMW Guarantee extension: The BMW guarantee extension packages offer extended protection for your newly purchased BMW, in addition to the legal guarantee period. So you can enjoy another three years of carefree driving (up to the vehicle's 5th year). Find out more at www.bmw.com/serviceinclusive



BMW Mobile Service*: This service is there for you in case of a breakdown, day and night. Specially trained BMW technicians do everything necessary, on the phone or on-site, to get your car back on the road as fast as possible. We offer a comprehensive country-specific mobility package for breakdowns and insurance that covers you in the event of an accident or theft. And in case of an accident, call us at the BMW accident hotline! We'll take care of calling the police, an ambulance, a tow truck, a replacement car, notifying your insurance company and much more. For more information visit www.bmw.com



BMW Teleservices*: With Condition Based Service, you'll be automatically notified in the display of your next necessary service appointment. Provided you've consented, the most important vehicle data required for analysis will be relayed to BMW automatically. Your assigned BMW service partner will access the information and contact you free of charge to make a service appointment – if one is necessary. To access BMW Teleservices, the vehicle must be equipped with the optional Intelligent Emergency Call or ConnectedDrive Services. If necessary, the service can be deactivated at any time. For more on this topic please visit www.bmw.com/teleservices



BMW Financial Services: Tailor-made finance: BMW Financial Services offers you attractive leasing, finance and insurance packages. For further information visit www.bmwfs.com or ask your local BMW partner to make you an individual offer.

THE BMW EXPERIENCE.



BMW TV*: www.bmw.tv enables you to experience the BMW brand in all its diversity. Features, portraits and background reports provide you with information on automobiles, innovations, sports and lifestyle topics.



BMW Driving Experience: The better you control your BMW, the more enjoyment you will derive from driving it. Use our training courses to learn for yourself what it means to reach a car's physical limits on various types of surfaces, and what you have to do to control your vehicle even in extreme situations. For further information please visit www.bmwdrivingexperience.com




BMW Welt: Collecting a new car at BMW Welt ranks among the best moments any driver can experience. Turn this moment into an unforgettable day, and make the handover of your new BMW part of a unique programme of activities tailored to your personal preferences. With the BMW Plant, the BMW Museum and the BMW Group Headquarters, you will be surrounded by fascinating history, a breathtaking present and spectacular visions of the future. Find out more at www.bmw-welt.com/en



BMW Magazine: In BMW Magazine, experience the newest BMW models in front of stunning backdrops. Discover new design trends, travel destinations and the richness of modern life. Encounter people with visionary ideas who are changing the world. Find out more at www.bmw.com/magazine

* May not be available in all countries. Please consult your BMW partner.

SHAPING THE FUTURE – RESPONSIBLY.



In 2014, the BMW Group was once again ranked the most sustainable car manufacturer in the world by the Dow Jones Sustainability Index. It is the only automotive company to have featured on the renowned index every year since its inception. The development of efficient vehicle concepts and eco-friendly production processes, up to and including recycling, is an integral part of our engineering philosophy. BMW EfficientDynamics standards have enabled us to cut the CO₂ emissions of our fleet of new vehicles in Europe by more than 30% between 1995 and today. We're also aiming to reduce the amount of resources such as water and energy used in production by 45% between 2006 and 2020. Production at our engine plant in Steyr has been waste-water free since 2007. And of course each of our vehicles is designed for easy and economical recycling after its long running life. Please contact your BMW partner on all matters regarding your end-of-life vehicle. For further information please visit our websites.

www.bmw.com/EfficientDynamics
www.bmwgroup.com/responsibility
www.bmw.com/recycling



This brochure has been prepared by BMW AG and shows product features, specifications and models available in Europe. While BMW AG has endeavoured to ensure that all information, representations, illustrations and specifications contained in these materials are accurate at the time of publication, the information is general in nature only and may show overseas product features, specifications or models not available in Australia or New Zealand. Product features, specifications and models are subject to change without notice. The general information in these materials should always be read in conjunction with other specific materials and information available from BMW Group Australia, BMW Group New Zealand and their respective dealers. To the extent permitted by law, BMW Group Australia and BMW Group New Zealand excludes all express and implied warranties or guarantees and all liability, whether direct, indirect, special or consequential, arising from negligence or otherwise relating to the use of these materials; any inaccuracies and for any non-compliance by any vehicle with any representation, illustration, specification, description, product feature, colour or other information contained in these materials. Nothing in these materials should be taken to exclude, restrict or modify the application of any condition, warranty, guarantee, right or remedy conferred or implied under the Competition and Consumer Act 2010 (Cth), the Australian Consumer Law, the Consumer Guarantees Act 1993 (NZ), the Fair Trading Act 1986 (NZ) or any other law, where to do so would contravene that law, or cause any part of these materials to be void.

In particular, where our goods are acquired by a consumer within the meaning of the Australian Consumer Law or the Consumer Guarantees Act (NZ) our goods come with guarantees that cannot be excluded under the Australian Consumer Law or the Consumer Guarantees Act (NZ). You are entitled to a replacement or refund for a major failure (or, in the case of New Zealand only, substantial failure) and for compensation for any other reasonably foreseeable loss or damage. You are also entitled to have the goods repaired or replaced if the goods fail to be of acceptable quality and the failure does not amount to a major or substantial failure. BMW Group Australia and BMW Group New Zealand recommend that all customers check availability and performance of both technical and design features in the vehicle they are ordering or purchasing, before purchase.

© BMW AG, Munich/Germany. All rights reserved.

4 11 001 256 23 2 2015 BB. Printed in Germany 2015.

